

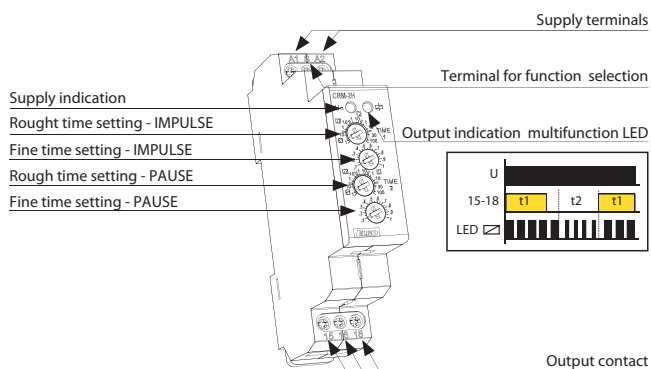


EAN code  
CRM-2H /230 V: 8595188124201  
CRM-2H /UNI: 8595188113007

Technical parameters		CRM-2H
Number of functions:		2 (function is chosen by connecting S-A1)
Supply terminals:		A1 - A2
Voltage range:	UNI	AC/DC 12 - 240 V (AC 50 - 60 Hz)
Burden (max.):		AC 0.7 - 3 VA / DC 0.5 - 1.7 W
Voltage range:	230	AC 230 V / 50 - 60 Hz
Power input (apparent/loss input):		AC max. 12 VA / 1.3 W
Max. dissipated power (Un + terminals):		4 W
Supply voltage tolerance:		-15 %; +10 %
Supply indication:		green LED
Time scale:		0.1 s - 100 days
Time setting:		rotary switch and potentiometer
Time deviation:		5 % - mechanical setting
Repeat accuracy:		0.2 % - set value stability
Temperature coefficient:		0.01 % / °C, at = 20°C (0.01 % / °F, at = 68°F)
<b>Output</b>		
Number of contacts:		1x changeover/ SPDT (AgNi / Silver Alloy)
Current rating:		16 A / AC1
Breaking capacity:		4000 VA / AC1, 384 W / DC
Inrush current:		30 A / < 3 s
Switching voltage:		250 V AC / 24 V DC
Output indication:		multifunction red LED
Mechanical life:		3x10 <sup>7</sup>
Electrical life (resistive):		0.7x10 <sup>5</sup>
Reset time:		max. 150 ms
<b>Other information</b>		
Operating temperature:		-20 °C to 55 °C (-4 °F to 131 °F)
Storage temperature:		-30 °C to 70 °C (-22 °F to 158 °F)
Electrical strength:		4 kV (supply-output)
Operating position:		any
Mounting:		DIN rail EN 60715
Protection degree:		IP40 from front panel / IP20 terminals
Overvoltage category:		III.
Pollution degree:		2
Terminal wire capacity (mm <sup>2</sup> ):		solid wire max. 1x 2.5 or 2x 1.5 / with sleeve max. 1x 2.5 (AWG 12)
Dimensions:		90 x 17.6 x 64 mm (3.5" x 0.7" x 2.5")
Weight		UNI - 63 g (2.2 oz.), 230 - 61 g (2.2 oz.)
Standards:		EN 61812-1, EN 61010-1

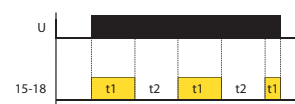
- Cycler with independent adjustable switch ON/OFF
- Used for regular room ventilation, cyclic dehumidification, light control, circulating pumps, illuminated advertising, etc.
- 2 time functions:
  - 1) Cycler beginning with pulse
  - 2) Cycler beginning with pause
- Function choice is done by an external jumper of terminals S-A1
- Time scale 0.1 s - 100 days divided into 10 time ranges: (0.1 s - 1 s / 1 s - 10 s / 0.1 min - 1 min / 1 min - 10 min / 0.1 hrs - 1 h / 1 h - 10 hrs / 0.1 day - 1 day / 1 day - 10 days / 3 days - 30 days / 10 days - 100 days)
- Rough time setting via rotary switch
- Voltage range: AC 230 V or AC/DC 12 - 240 V
- Output contact: 1x changeover / SPDT 16 A
- Output indication: multifunction red LED
- 1-MODULE, DIN rail mounting

## Description

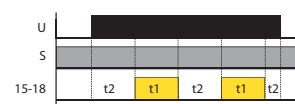


## Function

### Cycler beginning with pulse



### Cycler beginning with pause



## Connection

### Cycler beginning with pulse



### Cycler beginning with pause (jumper S-A1)



## Symbol

